

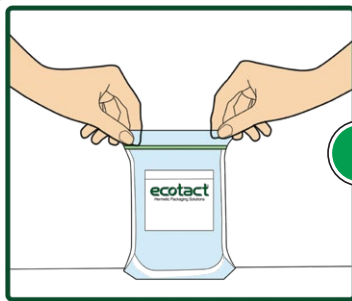
ecotact®

Hermetic Packaging Solutions

User Manual for Sampler Bag


Ecotact Sampler Bags come in gusseted and high barrier steady pouches which preserve the farm fresh grain/coffee for a very long duration. They keep the aroma and moisture levels intact.

Refer to the following instructions for a complete guideline:



1

Place the Ecotact Sampler Bag on a levelled surface.



5

The zipped bag can be heat sealed at 1 cm from the top of the bag for extra protection for a longer duration.




2

Start filling coffee or grains manually or from a hopper.



6

To open the heat sealed Ecotact Sampler Bag, cut the bag with scissors along the marked area.



3

When filled, at least a gap of 1.5 cm from the zipper should be left empty.



7

Continue to seal or reseal the bag by using the air-tight single track zipper of the Ecotact Sampler Bag.



4

Remove excess air and start pressing the zipper.

AASHIRVAD INTERNATIONAL

(ISO 9001:2015 & ISO 22000:2005 Company)

878 S.P. Mukherjee Marg, New Delhi 110 006, India

T +91 11 2393 8035

F +91 11 4702 8340

E info@aashirvad.in/aashirvad@gmail.com

W www.ecotact.in